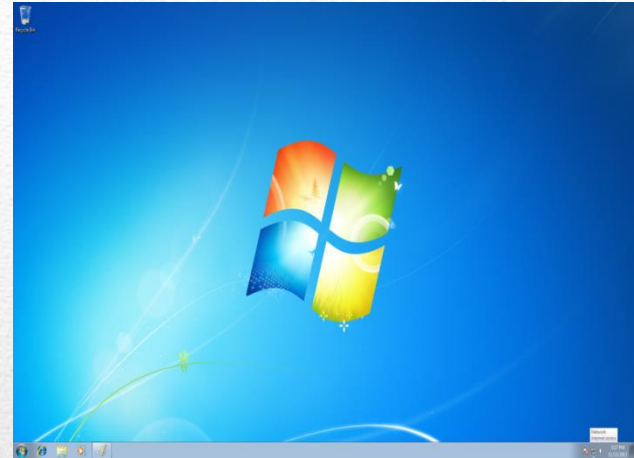
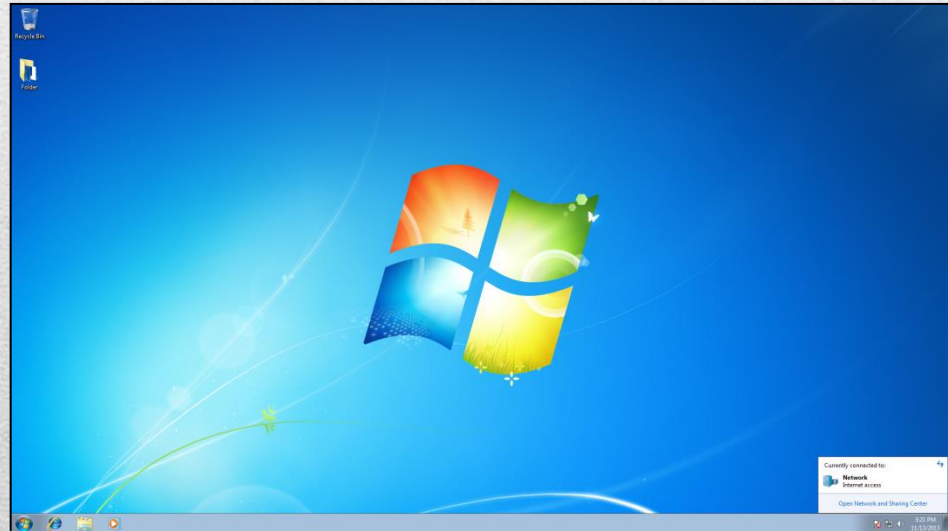


# HANDBOOK: HOW TO CONNECT TO THE FREE WIFI SERVICE PLACED IN FREE WIFI SPOTS (PUBLIC AGORA').

CLICK ON THE INTERNET CONNECTION  
ICON LOCATED AT THE BOTTOM OF  
YOUR SCREEN.



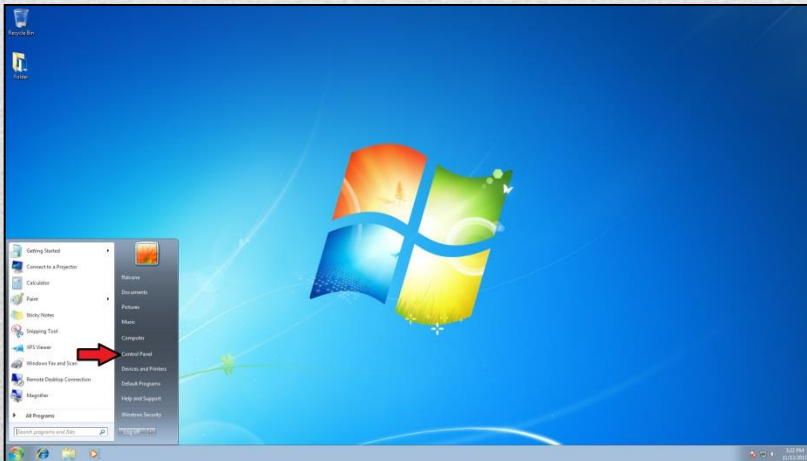
SELECT THE NETWORK  
Trentino Network  
AND WAIT FOR SUCCESSFUL  
CONNECTION

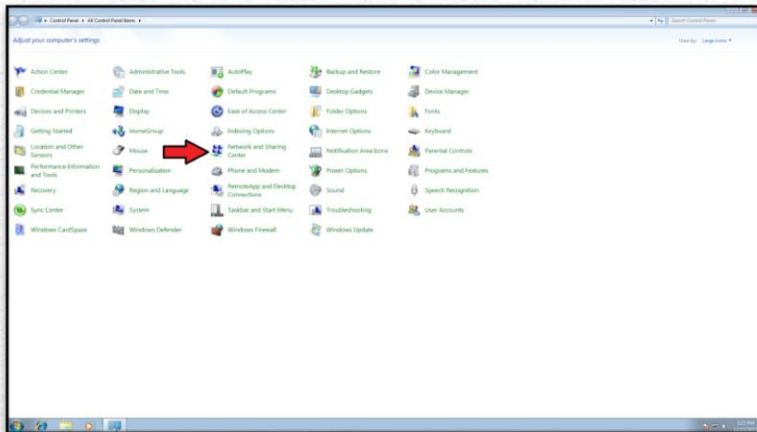


AS AN ALTERNATIVE  
SELECT FROM MENU  
***START THE CONTROL  
PANEL.***



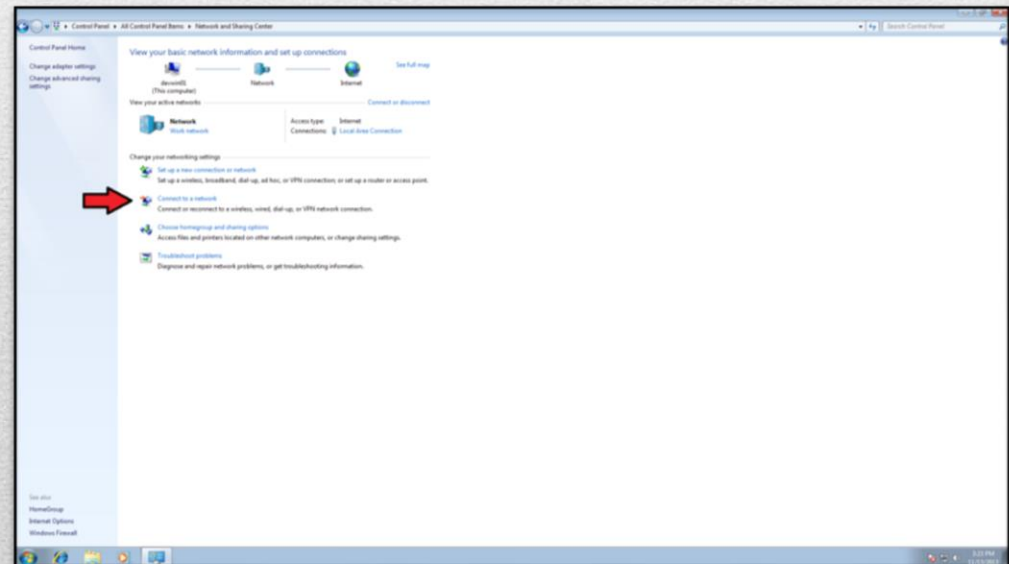
CLICK ON ***CONTROL PANEL.***



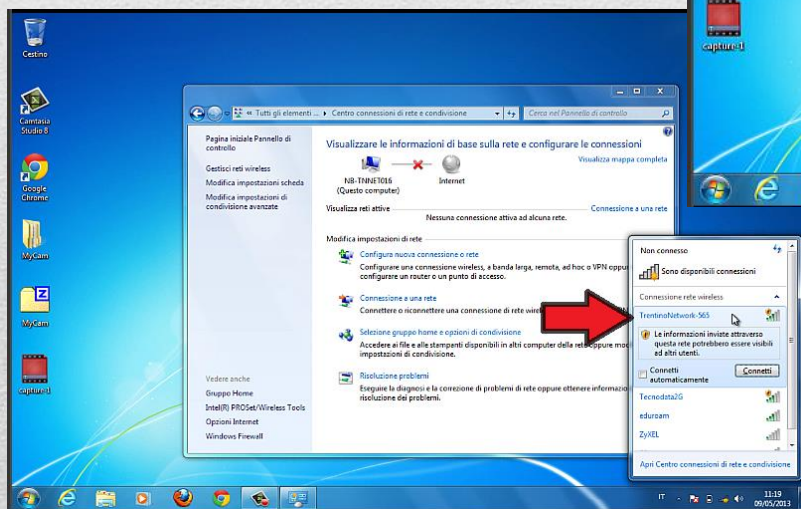
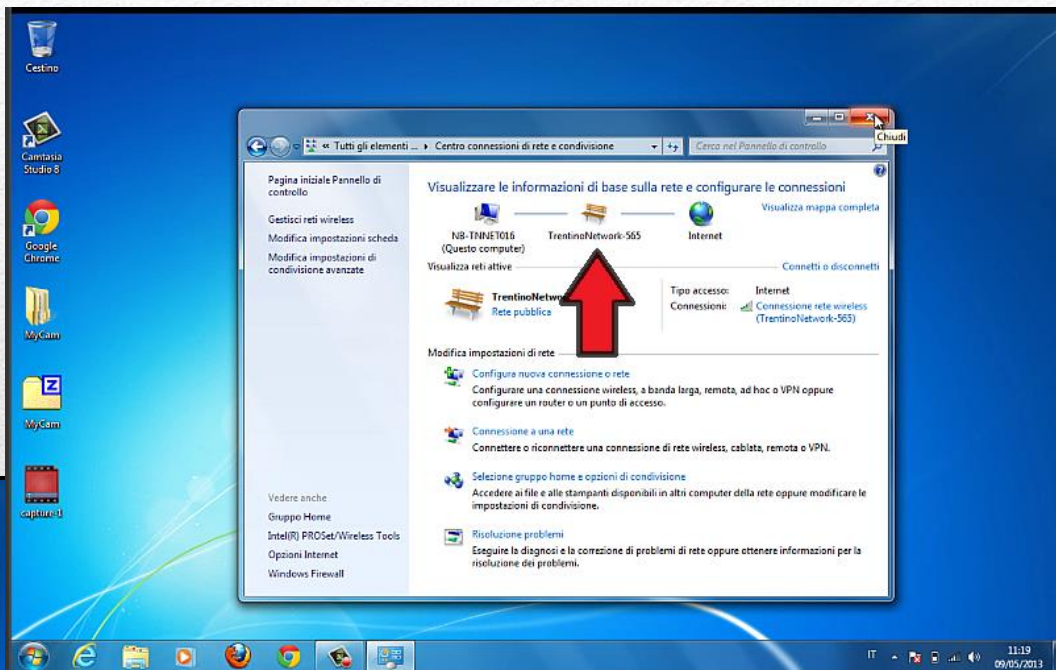


**SELECT THE ICON *NETWORK AND SHARING CENTER*.**

**AND CONNECT TO A NETWORK.**



SELECT THE NETWORK “*TrentinoNetwork*” AND CLICK ON **CONNECT** AND WAIT FOR SUCCESSFUL CONNECTION.




WHEN CONNECTED  
**CLICK ON A BROWSER**



THIS PAGE WILL APEAR ON  
THE SCREEN.



CLICK ON **ACCEDI QUI/LOGIN**.



ONCE ON THE WEBSITE OF  
FREELUNA  
PLEASE REGISTER.

TO REGISTER CLICK ON  
**REGISTRATI GRATIS.**

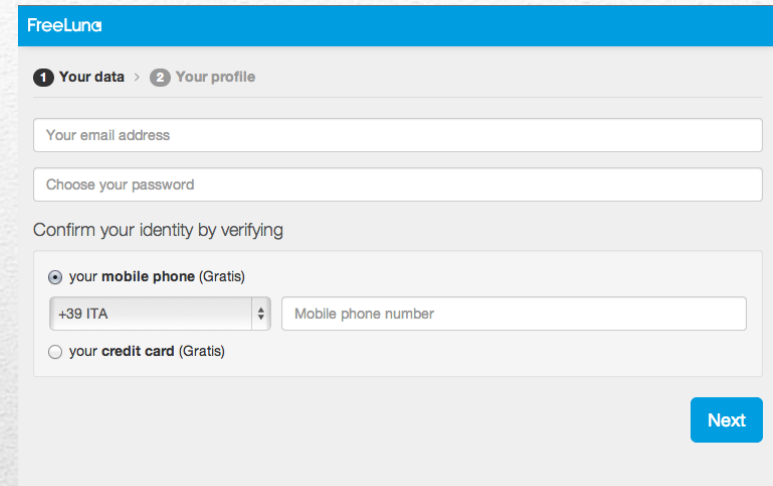


THE REGISTRATION PRCEDURE WILL APPEAR ON THE SCREEN:

## YOUR DATA

1. **EMAIL ADDRESS;**
2. **PASSWORD;**
3. CONFIRM YOUR IDENTITY BY VERIFYING **MOBILE NUMBER** WHERE YOU WILL RECIVE THE ACTIVATION CODE OR THROU CREDIT CARD.

SELECT NEXT TO CONTINUE



The screenshot shows the 'FreeLuna' registration interface. At the top, there's a blue header with the 'FreeLuna' logo. Below it, a progress bar indicates two steps: '1 Your data' (active) and '2 Your profile'. The form contains three main sections: 1. 'Your email address' with a text input field. 2. 'Choose your password' with a text input field. 3. 'Confirm your identity by verifying' with two radio button options: 'your mobile phone (Gratis)' (selected) and 'your credit card (Gratis)'. Under the 'mobile phone' option, there's a dropdown menu showing '+39 ITA' and a text input field for the 'Mobile phone number'. A blue 'Next' button is located at the bottom right of the form.



## YOUR PROFILE

1. **NAME AND SURNAME**
2. **GENDER**
3. **AGE**
4. **JOB**
5. **CITY WHERE YOU LIVE**
6. **THE CODE RECEIVED;**
7. **ACCEPT ALL TERMS AND CONDITIONS TO COMPLETE THE PROCEDURE;**

The screenshot shows the 'FreeLuna' registration interface. At the top, there are two tabs: '1 Your data' and '2 Your profile', with '2 Your profile' being the active tab. Below the tabs, the text reads 'Now, tell us something about you!'. The form contains several input fields: a name field with 'Filippo', a gender selection with 'M' (Male) selected, an age field with '30', a job field with 'Trento', and a code entry field. A yellow warning box states 'If you haven't received our SMS, click here'. Below this, there are two sections for terms and conditions, each with a checked checkbox: 'Ho letto e accetto i Termini e condizioni di Servizio' (Accepted) and 'Ho letto l'Informativa ex art.13 D.Lgs. n.196/03 e autorizzo il trattamento dei miei dati personali' (Authorized). A blue 'Complete' button is located at the bottom right of the form.

IF YOU HAVEN'T RECEIVED THE SMS, BY SELECTING CLICK HERE IN THE YELLOW BOX YOU WILL RECEIVE ANOTHER TEXT MESSAGE.


YOU CAN **SURF FREE** CLICKING ON *GO ONLINE NOW*

FreeLuna

## Welcome, Filippo

Now you can surf freely, **see what's happening** around you and **meet other connected people!**

This service is sponsored by

 **FreeLuna Social-WiFi**  
Like 11,526

Click on "Like" button to stay updated

**Go online now!**

ⓘ If you're not the owner of [f.giovanazzi@futur3.it](mailto:f.giovanazzi@futur3.it), there may have been a previous registration on this device by another user. [Click here to begin another signup process](#)